

Audited Statement

2017-18

INDIAN INCOME TAX RETURN ACKNOWLEDGEMENT

[Where the data of the Return of Income in Form ITR-1 (SAHAJ), ITR-2, ITR-3, ITR-4, ITR-5, ITR-6, ITR-7 transmitted electronically with digital signature]

Assessment Year

2018-19

PERSONAL INFORMATION AND THE DATE OF ELECTRONIC TRANSMISSION	Name SETHU EDUCATIONAL TRUST				PAN AABTS7415C		
	Flat/Door/Block No 392		Name Of Premises/Building/Village		Form No. which has been electronically transmitted ITR-7		
	Road/Street/Post Office ANNANAGAR MAIN RAOD		Area/Locality ANNANAGAR				
	Town/City/District MADURAI		State TAMILNADU	Pin/ZipCode 625020	Aadhaar Number/Enrollment ID		
	Designation of AO(Ward/Circle) EXEMPTIONS WARD				Original or Revised ORIGINAL		
	E-filing Acknowledgement Number 347308981261018				Date(DD/MM/YYYY) 26-10-2018		
	COMPUTATION OF INCOME AND TAX THEREON	1	Gross total income			1	0
		2	Deductions under Chapter-VI-A			2	0
		3	Total Income			3	0
		3a	Current Year loss, if any			3a	0
4		Net tax payable			4	0	
5		Interest and Fee Payable			5	0	
6		Total tax, interest and Fee payable			6	0	
7		Taxes Paid	a Advance Tax	7a	0		
			b TDS	7b	33716		
			c TCS	7c	12455		
	d Self Assessment Tax		7d	0			
	e Total Taxes Paid (7a+7b+7c +7d)		7e	46171			
8	Tax Payable (6-7e)			8	0		
9	Refund (7e-6)			9	46170		
10	Exempt Income	Agriculture		10	0		
		Others	0				

This return has been digitally signed by MOHAMED JALEEL in the capacity of MANAGING TRUSTEE

having PAN AFBPM1850Q from IP Address 122.164.39.159 on 26-10-2018 at MADURAI

Dsc SI No & issuer 2463610584097153626CN=SafeScript sub-CA for RCAI Class 2 2014,OU=Sub-CA,O=Sify Technologies Limited,C=IN

DO NOT SEND THIS ACKNOWLEDGEMENT TO CPC, BENGALURU

10/27/2018

<https://portal.incometaxindiaefiling.gov.in/e-Filing/MyAccount/printFormAck.html>



e-Filing *Anywhere Anytime*

Income Tax Department, Government of India

ACKNOWLEDGEMENT OF RECEIPT OF FORM (Other Than ITR)

Name	SETHU EDUCATIONAL TRUST	PAN	AABTS7415C
Form No	10BB	Assessment Year	2018-19
e-Filing Acknowledgement Number	347302231261018	Date of e-Filing	26/10/2018

*For and on behalf of,
e-Filing Administrator*

(This is a computer generated Acknowledgment Receipt and needs no signature)

[Click to Print the Receipt](#)

[Click here to Close the window](#)

FORM NO. 10BB

[See rule 16CC]

Audit report under section 10(23C) of the Income-tax Act, 1961, in the case of any fund or trust or institution or any university or other educational institution or any hospital or other medical institution referred to in sub-clause (iv) or sub-clause (v) or sub-clause (vi) or sub-clause (via) of section 10(23C).

(i) We have examined the Balance Sheet as at 31/03/2018 and the Income and Expenditure or Profit and Loss Account for the year ended on that date attached herewith of Sethu Educational Trust, AABTS7415C (name and PAN of fund or trust or institution or any university or other educational institution or any hospital or other medical institution).

(ii) We certify that the Balance Sheet and the Income and Expenditure Account or Profit and Loss Account are in agreement with the books of account maintained by the head office at MADURAI and 0 branches.

(iii) Subject to comments below

(a) We have obtained all the information and explanations which to the best of our knowledge and belief were necessary for the purpose of the audit.

(b) In our opinion, proper books of account have been kept by the head office and branches of the above-named fund, or trust, or institution or any university or other educational institution or any hospital or other medical institution so far as appears from our examination of the books of account.

(c) In our opinion and to the best of our information and according to the information given to us, the said accounts read with notes thereon, if any, give a true and fair view -

(1) In the case of the Balance Sheet, of the state of affairs of the above-named fund, or trust, or institution of any university or other educational institution or any hospital or other medical institution as at 31/03/2018 and

(2) In the case of Income and Expenditure Account or Profit and Loss Account, surplus or deficit or profit or loss for the year ended on that date.

The prescribed particulars are annexed herewith:

Place MADURAI
Date 08/10/2018

Name
Membership No.
FRN (Firm Registration Number)
Address

CA
N.SRIDHARAN
,B.Com., F.C.A
N.SRIDHAR
026056
003997S
44/12, SAMBANTHA MOORTHY S
TREET, MADURAI

Digitally signed by CA
N.SRIDHARAN ,B.Com.,
F.C.A
Date: 2018.10.27 16:42:40
+05'30'

Comments

ANNEXURE
Statement of particulars
PART A
GENERAL

1.	Name of the fund or trust or institution or any university or other educational institution or any hospital or other medical institution.	Sethu Educational Trust
2.	Address	
	Flat/ Door/ Block No.	392
	Name of premises/ Building/ Village	
	Road/ Street /Post Office	ANNANAGAR MAIN RAOD
	Area/ Locality	ANNANAGAR
	Town/ City / District	MADURAI
	State	TAMIL NADU
	Pin Code	625020
3.	Permanent Account Number	AABTS7415C
4.	Assessment Year	2018 - 19
5.	Sub-clause of section 10(23C) under which the fund or trust or institution or any university or other educational institution or any hospital or other medical institution is seeking exemption.	(vi)
6.	Number and date of notification/approval of the fund or trust or institution or any university or other educational institution or any hospital or other medical institution.	
	Number of notification /approval	Date of notification/approval
	2113/12/CC/MDU/TECH/2009-10	2012-03-13

PART B -
APPLICATION OF INCOME FOR CHARITABLE OR RELIGIOUS OR EDUCATIONAL OR PHILANTHROPIC PURPOSES

7.	Nature of charitable/ religious/ educational/ philanthropic activity [as referred to in sub-clauses (iv),(v),(vi) or (via) of section 10(23C)]	Imparting education by running engineering college
8.	Total income of the previous year of the fund or trust or institution or any university or other educational institution or any hospital or other medical institution (₹)	583339511
9.	Amount of income of the previous year applied during the year wholly and exclusively to the objects for which it is established (₹)	495856279
10.	Amount of income of the previous year accumulated for application, wholly and exclusively, to the objects for which it is established, to the extent it does not exceed 15% of income of that year. (₹)	0
11.	Amount of income, exceeding 15% of income of the year, accumulated in accordance with clause (a) of the third proviso to section 10(23C). (₹)	0
12.	(a) Whether, during the previous year, any part of the income, not exceeding 15% of income accumulated in any earlier year, was applied for purposes other than to the objects for which it is established or has ceased to be accumulated for application thereto?	No
	(b) If the answer to (a) above is 'yes', then give details of income so applied or ceased to be so accumulated.	
13.	(a) Whether, during the previous year, any part of the income of any earlier year exceeding 15% of the income, that was accumulated in accordance with clause (a) of the third proviso to section 10(23C) in that year, was applied for purposes other than to the objects for which it is established or has ceased to be accumulated for application thereto?	No
	(b) If the answer to (a) above is 'yes', then give details of income so applied or ceased to be so accumulated	
14.	(a) Whether, during the previous year, any part of the income of any earlier year exceeding 15% of the income, that was accumulated in accordance with clause (a) of the third proviso to section 10(23C) in that year, was not utilised for purposes for which it was accumulated during the period for which it was to be accumulated?	No
	(b) If the answer to (a) above is 'yes', then give details thereof, together with amount of income not so utilised.	

**PART C -
OTHER INFORMATION**

15.	(a) Whether any funds, other than the assets or voluntary contributions referred to in clause (b) of the third proviso to section 10(23C), were invested or deposited for any period during the previous year, otherwise than in the forms and modes specified in sub-section (5) of section 11.	No
	(b)	
16.	In relation to any income being profits and gains of business, -	
	(a) whether the business was incidental to the attainment of the objectives of the fund or trust or institution or university or other educational institution or hospital or other medical institution?	Not Applicable
	(b) whether separate books of account were maintained in respect of such business?	Not Applicable
	(c) if the answer to (a) and/or (b) above is 'no', then state the amount of such income. (₹)	
17.	(a) whether during the previous year, any part of the accumulated income was paid or credited to any trust or institution registered under section 12AA or to any fund or trust or institution or any university or other educational institution or any hospital or other medical institution referred to in sub-clause (iv) or sub-clause	No

	(v) or sub-clause (vi) or sub-clause (via) of clause (23C) of section 10?	
	(b) if the answer to (a) above is 'yes', then give details thereof, together with the amount of income so paid or credited.	
18	(a) Whether any voluntary contribution, other than voluntary contribution in cash or voluntary contribution of the nature referred to in clause (b) of the third proviso to section 10(23C), was held during the previous year, otherwise than in any of the forms or modes specified in sub-section (5) of section 11, after the expiry of one year from the end of the previous year in which such voluntary contribution was received?	No
	(b) if the answer to (a) above is 'yes', then give details thereof, including the amount of such voluntary contribution.	
19	(a) whether any anonymous donation referred to in section 115 BBC was received during the year? (See notes 2 & 3)	No
	(b) if the answer to (a) above is 'yes', then state the amount of such anonymous donation. (₹)	

Place MADURAI
Date 08/10/2018

Name
Membership No.
FRN (Firm Registration Number)
Address

CA
N.SRIDHARAN
B.Com., F.C.A.
N.SRIDHAR
026056
003997S
44/12, SAMBANTHA MOORTHY S
TREET, MADURAI

Digitally signed by CA
N.SRIDHARAN „B.Com.,
F.C.A.
Date: 2018.10.27 16:43:24
+05'30'

Form Filing Details

Revision/Original	Original
-------------------	----------

PAN:AABTS7415C
M/S.SETHU EDUCATIONAL TRUST,MADURAI
INCOME TAX ASSESSMENT 2018-19
STATEMENT SHOWING INCOME APPLIED FOR CHARITABLE PURPOSES

	₹	₹
Gross Income		583339511
Total Expenditure		407054313

		176285198

Less: Repayment of loans:
 Term Loan 40221212
 HDFC - Hire Pl 48580754

88801966

Balance surplus
Less Defecit of earlier years carried forward now set off:

87483232

<u>Assessment year</u>	<u>Repayment of Loan</u>	<u>Depreciation</u>
2010-11	0	20600253
2011-12	0	13512868
2012-13	6394057	25388666
2013-14	0	21587388
	-----	-----
	6394057	81089175

87483232

BALANCE INCOME

0

Tax payable
Less Tax deducted at source on Interest refundable
 with interest


NIL
 46171

Deficit in income as per returns filed for earlier years:

<u>Asst Year</u>	<u>Date of filing return</u>	<u>Balance brought forward</u>	<u>Repayment of Loan</u>	<u>Depreciation</u>	<u>Set off in AY 2018-19</u>	<u>Carried Forward</u>
2010-11	18.10.2010	20600253	0	20600253	20600253	0
2011-12	19.12.2011	13512868	0	13512868	13512868	20600253
2012-13	31.12.2012	31782723	6394057	25388666	31782723	0
2013-14	28.09.2013	23956094	0	23956094	21587388	2368706
2014-15	16.09.2014	30325742	0	21092371		21092371
2015-16	25.08.2015	10735651	0	10735651	0	10735651
2016-17	13.10.2016	48715999	3515037	45200962	0	48715999
2017-18	23.09.2017	36989156	0	36989156	0	36989156
2018-19					0	
		216618486	9909094	197476021	87483232	140502136

MADURAI
08.10.2018

FOR SETHU EDUCATIONAL TRUST



MANAGING TRUSTEE

SETHU EDUCATIONAL TRUST, MADURAI.
ACCOUNTS FOR THE YEAR ENDED 31ST MARCH, 2018
NOTES FORMING PART OF THE BALANCE SHEET AND
INCOME AND EXPENDITURE ACCOUNT

A. ACCOUNTING POLICIES FOLLOWED BY THE TRUST

1. The Trust follows the mercantile system of accounting of its income and expenditure. The SAPs issued by the Institute of Chartered Accountants of India is followed, wherever, to the extent applicable.

2. Accounting of Fixed Assets :

- a. Fixed assets are shown at Historical cost only.
- b. Cost of the assets and expenses incurred till it is put into operation are capitalised.
- c. For assets under construction/installation, expenses incurred till the date of the Balance Sheet is capitalised. Advances to Contractors/Suppliers are debited to their account till their bill is submitted and approved.
- d. Depreciation is charged on all assets which are put into use during the accounting year. Depreciation is charged for the full year, at the rates as specified under the Income Tax Act. In respect of assets acquired out of Grant in aid, depreciation on such asset is debited against the respective Grant/aid.

3. Income

- a. Fees is accounted as per the amount as specified at the time of admission. Fees receivable and fees received in advance are accounted under the respective heads. Fees that could not be recovered or doubtful of recovery is written off or provided for as per the decision of the Board of Trustees.
- b. Other income is generally accounted on Accrual basis, except in those cases, where the receipt is doubtful, the same is accounted as and when received.

4. Expenditure

- a. All expenditures are accounted on mercantile basis only.
- b. All repairs that are current in nature are written off in the Books

B. OTHERS

- 1. Estimated amount of capital works not provided for in the Books Rs.100.00 lakhs.
- 2. Confirmation of Balances have not been obtained from Parties, Certificate of Balances from some Banks have not been received.
- 3. In respect of Grant/aid received towards Research and Development and purposes, Trust uniformly follows the following accounting practice:-
 - a. Grant received is credited in its account.
 - b. all expenditure as per this of grant's is debited in the Grant's account.

MADURAI
08.10.2018

FOR SETHU EDUCATIONAL TRUST




MANAGING TRUSTEE

SETHU EDUCATIONAL TRUST, MADURAI.
BALANCE SHEET AS ON 31.03. 2018

	<u>31.03.2018</u>	<u>31.03.2017</u>
<u>I. SOURCES OF FUNDS:</u>	<u>₹</u>	<u>₹</u>
A. Corpus Fund As per Last Balance Sheet	10000.00	10000.00
B. General Fund	416513099.52	240227901.32
C. GRANTS	7263293.00	1209817.00
D. Loan from Financial Institutions	311181332.36	269611635.00
E. Hire Purchase Creditor-HDFC	3022778.66	31942239.35
F. Long Term Funds	47376856.60	57479571.00
G. Sundry Creditors	30184108.36	71625755.42
	<u>815551468.50</u>	<u>672106919.09</u>
<u>B. APPLICATION OF FUNDS:</u>		
H. Fixed Assets	704571855.38	569735733.38
I. Inventory	304464.00	401754.00
J. Cash and Bank Balances	31614165.22	32358631.00
K. Deposits and Advances	79060983.90	69610800.71
	<u>815551468.50</u>	<u>672106919.09</u>
	0.00	0.00

MADURAI
08.10.2018

FOR SETHU EDUCATIONAL TRUST




MANAGING TRUSTEE

Vide Our Report in Form 10BB, as per the Provisions of Sec 10(23C) of the income Tax Act, of even data Attached

MADURAI
08.10.2018



For N. SRIDHAR & CO.
Chartered Accountants
FRN: 003997S



N. SRIDHARAN, B.Com., F.C.A.,
Partner
Membership No: 26056

SETHU EDUCATIONAL TRUST, MADURAI.
INCOME & EXPENDITURE ACCOUNT FOR YEAR ENDED 31.03.2018

	<u>31.03.2018</u> ₹	<u>31.03.2017</u> ₹
<u>I. INCOME</u>		
A. Fees Received	424565626.00	425851643.00
B. Other Income	5123884.72	6575885.57
C. Donation Received	153650000.00	
	<u>583339510.72</u>	<u>432427528.57</u>
<u>II. EXPENDITURE</u>		
C. Payments & Amenities to Employees	155152668.66	170372063.00
D. College Expenses	68240700.31	56148465.07
E. Vehicle Expenses	46828954.15	27854037.25
F. Hostel Expenses	20302631.00	18081975.00
G. Administrative Expenses	31304691.73	21915830.21
H. Interest & Finance Charges	40375449.67	43009045.42
I. Depreciation	44849217.00	43233303.00
	<u>407054312.52</u>	<u>380614718.95</u>
EXCESS OF INCOME OVER EXPENDITURE	<u>176285198.20</u>	<u>51812809.62</u>

MADURAI
08.10.2018

FOR SETHU EDUCATIONAL TRUST




MANAGING TRUSTEE

Vide Our Report in Form 10BB, as per the Provisions of Sec 10(23C) of
the income Tax Act, of even data Attached

MADURAI
08.10.2018

For N. SRIDHAR & CO.
Chartered Accountants
FRN: 003997S



N. SRIDHARAN, B.Com., F.C.A.,
Partner
Membership No: 26056



- Expenditure Excluding Salary

SETHU EDUCATIONAL TRUST
RECEIPTS AND PAYMENTS ACCOUNTS FOR THE YEAR ENDED 31.03.2018

	2018	2017
	₹	₹
Opening Cash and Bank Balance		
Bank Balance	27957978.25	30227177.28
Cash in Hand	4400652.75	15641213.25
	----- 32358631.00	----- 45868390.53
RECEIPTS:		
Grant for Research projects received	10240227.00	2042164.00
Fees Received	413821463.00	419495193.00
Term Loan Received	350000000.00	0.00
Unsecured Loans Received	-8533769.40	9808513.92
Increase in Hire Purchase Creditors	3862900.00	37936000.00
Increase in Hostel and Caution deposit	-1568945.00	595000.00
Other Income	3648780.72	6518654.57
Donation Received	153650000.00	0.00
Corpus Donation Received		
Sale proceeds of Fixed Assets	4346181.00	60000.00
Decrease in advances	1727870.81	7711866.49
	----- 931194708.13	----- 484167391.98
	----- 963553339.13	----- 530035782.51
Payments:		
Fixed Assets Additions	183663719.00	62893622.00
Grant expended	4023423.00	2298249.00
Repayment of term loan	308430302.64	40221212.00
Repayment of Hire Purchase Creditors	32782360.69	48580753.58
Grant Assets Depreciation	-943975.00	
Expenses incurred	362418206.52	335249190.95
Decrease in Creditors	41662427.06	8423359.55
Increase in Closing stock	-97290.00	10764.43
	----- 931939173.91	----- 497677151.51
	----- 31614165.22	----- 32358631.00
Closing Balance		
Duly Represented by		
Balance with Banks	15823050.17	27957978.25
Cash-in-hand	15791115.05	4400652.75
	----- 31614165.22	----- 32358631.00
	0.00	0.00

MADURAI
08.10.2018

FOR SETHU EDUCATIONAL TRUST

[Signature]

MANAGING TRUSTEE

Vide Our Report in Form 10BB, as per the Provisions of Sec 10(23C) of the income Tax Act, of even data Attached

MADURAI
08.10.2018



For N. SRIDHAR & CO.
Chartered Accountants
FRN: 003997S

[Signature]
N. SRIDHARAN, B.Com., F.C.A.,
Partner
Membership No: 26056

SETHU EDUCATIONAL TRUST, MADURAI.
ACCOUNTS FOR THE YEAR PERIOD ENDED 31.03.2018
SCHEDULES TO BALANCE SHEET AND INCOME AND EXPENDITURE ACCOUNT

B.GENERAL FUND

Balance as on 01.04.2017	240227901.32	
Add Excess of Income Over Expenditure for the year	176285198.20	
Balance as on 31.03.2018	-----	416513099.52

C.GRANTS

1 AICTE EDC Research Fund EIE		
Balance as on 01.04.2017	171810.00	
Add Grant received during the year	11516.00	

	183326.00	
Less Expended during the year	0.00	
Balance as on 31.03.2018	-----	183326.00
2 DRDO Research Fund EEE		
Balance as on 01.04.2017	381184.00	
Add:Received during the year	0.00	

	381184.00	
Less Expended during the year	164895.00	
Balance as on 31.03.2018	-----	216289.00
3 AICTE DBT		
Balance as on 01.04.2017	0.00	
Add:Received during the year	198100.00	

	198100.00	
Less Expended during the year	0.00	
Balance as on 31.03.2018	-----	198100.00
4 COMPUTATIONAL FLUID DYNAMIC FOR ENG.(AICTE-FDP)		
Balance as on 01.04.2017	0.00	
Add:Received during the year	345638.00	

	345638.00	
Less Expended during the year	459617.00	
Balance as on 31.03.2018	-----	-113979.00
5 Mathematical Modeling Nonlinear Reaction-DST-SERB		
Balance as on 01.04.2017	1547.00	
Add:Received during the year	0.00	

	1547.00	
Less Expended during the year	0.00	
Balance as on 31.03.2018	-----	1547.00
6 CYBER FORENSICS AND INFORMATION SECURITY - AICTE - FDP		
Balance as on 01.04.2017	0.00	
Add:Received during the year	350000.00	

	350000.00	
Less Expended during the year		
Asset acquired-Printer	350000.00	
Balance as on 31.03.2018	-----	0.00

7 Mathematical Modeling Nonlinear Reaction-SERB

Balance as on 01.04.2017	351167.00	
<u>Add:Received during the year</u>	539016.00	
	890183.00	
<u>Less Expended during the year</u>	400108.00	
Balance as on 31.03.2018		490075.00

8 MATHEMATICAL SCIENCES RESEARCH CHALLENGE - AICTE FDP

Balance as on 01.04.2017	0.00	
<u>Add:Received during the year</u>	372332.00	
	372332.00	
<u>Less Expended during the year</u>	537920.00	
Balance as on 31.03.2018		-165588.00

9 LIMIT STATE DESIGN OF STEEL STRUCTURE AICTE - FDP

Balance as on 01.04.2017	0.00	
<u>Add:Received during the year</u>	350000.00	
	350000.00	
<u>Less Expended during the year</u>	350245.00	
Balance as on 31.03.2018		-245.00

10 RECENT TRENDS IN ROBOTICS - AICTE

Balance as on 01.04.2017	0.00	
<u>Add:Received during the year</u>	50000.00	
	50000.00	
<u>Less Expended during the year</u>	50000.00	
Balance as on 31.03.2018		0.00

11 SCHOLARSHIP FROM GOVT - SC/ST

Balance as on 01.04.2017	0.00	
<u>Add:Received during the year</u>	233500.00	
	233500.00	
<u>Less Expended during the year</u>	233500.00	
Balance as on 31.03.2018		0.00

12 CSIR FUND - EEE

Balance as on 01.04.2017	0.00	
<u>Add:Received during the year</u>	50000.00	
	50000.00	
<u>Less Expended during the year</u>	50000.00	
Balance as on 31.03.2018		0.00

13 UGC MINOR PROJECT - DR.R.KUMUTHA

Balance as on 01.04.2017	0.00	
<u>Add:Received during the year</u>	396325.00	
	396325.00	
<u>Less Expended during the year</u>	75900.00	
Balance as on 31.03.2018		320425.00

14 UGC MINOR PROJECT - DR.VIJAY

Balance as on 01.04.2017

0.00

Add:Received during the year

305000.00

305000.00Less Expended during the year

94778.00

Balance as on 31.03.2018

210222.00**15 INVESTIGATION OF GRAPHENE MODIFIED METAL - SERB-DST**

Balance as on 01.04.2017

0.00

Add:Received during the year

1578200.00

1578200.00Less Expended during the year

530063.00

Balance as on 31.03.2018

1048137.00**16 RECOGNITION AND CHARACTERIZATION OF SOLAR DST-SERI**

Balance as on 01.04.2017

0.00

Add:Received during the year.

2560600.00

2560600.00Less Expended during the year

585616.00

Balance as on 31.03.2018

1974984.00**17 DST FIST FUND**

Balance as on 01.04.2017

0.00

Add:Received during the year

2900000.00

2900000.00Less Expended during the year

0.00

Balance as on 31.03.2018

2900000.00**18 SCIENCE AND ENGINEERING RESEARCH BOARD-(SERB - FTP)**

Balance as on 01.04.2017

211066.00

Add:Received during the year

0.00

211066.00Less Expended during the year

211066.00

Balance as on 31.03.2018

0.00-----
7263293.00**D.LOAN FROM FINANCIAL INSTITUTIONS:-**

HDFC Term Loan

311181332.36

311181332.36

Sethu Educational Trust												
Shedule - G												
Fixed Assets												
SNO	DESCRIPTION	Balance as on 01.04.2017	Additions During the year	Deletions During the year	Balance as on 01.04.2018	DEPRECIATION Up to 31.03.2017	Rate of Depreciation	Depreciation withdrawn	Depreciation for the year	Depreciation provided upto 31.03.2018	NET BLOCK AS ON 31.03.2018	NET BLOCK AS ON 31.03.2017
1	Land	1729334.10		0.00	1729334.10	0.00	0.00	0.00	0.00	0.00	1729334.10	1729334.10
2	Building	631879928.19	138423276.00	0.00	770303204.19	149713516.15	0.00	0.00	0.00	0.00	1729334.10	1729334.10
3	Equipment	202402599.49	27853988.00	3300700.00	226955887.49	167569464.60	0.00	0.00	25975063.00	175688579.15	594614625.04	482166412.04
4	Transport	90690287.10	9219404.00	5758844.00	94150847.10	60942743.75	0.00	0.00	12636641.00	178643343.60	48312543.89	34833134.89
5	Furniture	41625313.65	5395066.00	0.00	47020379.65	20666299.65	0.00	0.00	4625705.00	4260957.00	33572851.35	29747543.35
		968327462.53	180891734.00	9059544.00	1140159652.53	398892024.15	0.00	6188467.00	1976556.00	22642855.65	24377524.00	20959014.00
	Assets Acquired out of											
6	Capital Grant Equipment	631423.00	2771985.00	70285.00	3333123.00	331128.00	15.00	0.00	44849217.00	437552774.15	702606878.38	569435438.38
	Grand Total	968958885.53	183663719.00	9129829.00	1143492775.53	399223152.15		6188467.00	1037018.00	1368146.00	1964977.00	300295.00
									45886235.00	438920920.15	704571855.38	569735733.38



– Infrastructure Augmentation

F.LONG TERM FUNDS

1.UNSECURED LOAN FROM MANAGING TRUSTEE AND HIS RELATIVES:

S.M. Nazia Fatima	3000000.00	
S.Mohamed Jaleel	1355751.60	
SSMAJ Trust	0.00	
	-----	4355751.60

2. LOAN FROM OTHERS:

Erode Benefit Corporation	0.00	
Malaysia S.Pandiyan	4898000.00	
R.Arulraj	2990000.00	
M.Pandiselvam	300000.00	
S.E.V.Kaja Kamal	148050.00	
	-----	8336050.00

3.DEPOSIT FROM STUDENTS:

Caution Deposit	30539900.00	
Hostel Deposit	4145155.00	
	-----	34685055.00

		47376856.60

G. Sundry Creditors:

Fees received in advance

Students Excess Fees - Tution Fees		
Fees received in advance	396200.00	
Excess Fees Refundable	355110.00	
	-----	751310.00

Students Unclaimed Fund	91000.00	
Dote Anna University	50000.00	
Unclaimed CD and HD	599800.00	
Unclaimed Expenses - Autonomous	20635.00	
Mess Contractor Deposit	400000.00	
SIT ECO Club	15214.00	
Property Tax Payable	1782736.00	
Finance Charges Payable	25188.00	
Interest Payable	1231759.00	
Insurance Claim	20000.00	
TNSCST - Student Project Scheme Grant	10000.00	
TDS on Contractors & Sub Contractors	7932.00	
TDS on Rent	5600.00	
TDS on Salary	423120.00	
TDS on Professional Charges	28500.00	
Deities A/c	26131.00	
Un Claimed Salary	568203.00	
NSS	87472.00	
<u>Sundry Creditors for Admin. Party</u>		

Innatelalent Transforming Future	209520.00	
LIC - Staff	37606.00	
P.F.Contribution Employee	241161.00	
Salary Payable	12685495.00	
Six Phrase - Softskills Training - Covai	439110.00	

Sundry Creditors for Transport

Nachu Agencies - Erode	20200.00
Sundaram Industries (P) Ltd.,	51763.00
Transport Advance	8962.00

Sundry Creditors for Civil

Lion Bricks	37500.00
Modern Grills	1077476.00

Sundry Creditors for Expenses

ANT Solutions	1000000.00
Jaguar Sportswear - Madurai	36820.00
Outstanding Liabilities	5383480.00
Rajeshkannan.V	1095678.00
Corp Credit Card 5329616600001750	391737.07
Corp Credit Card 5329616600002006	112147.96
Credit Card HDFC	868266.33

Sundry Creditors for College Equipment

Almech Enterprises - Coimbatore	102907.00
Galaxy Lab Solutions	9735.00
Nalco Electricals - Madurai	64304.00
Nunes Instruments - Coimbatore	94990.00
Parshanya Power Solutions	0.00
S.K.Electronics	4652.00
Surya Shakthi Equipments Private Limited	65998.00

30184108.36

J. CASH AND BANK BALANCES:

Cash in Hand	15791115.05
Axis Bank - 909010038349471	11797.84
Axis Bank - 911020065217208	143362.55
Bank of Baroda A/c.05280200000128	219023.00
BOB SET - CA/NO 05530200000773	0.00
BOB-SIT-CA/NO :05530200000772	60478.59
Hdfc - C / A -127727800000021	1334988.13
HDFC C/A - 50200020250388 - SIT	342823.40
HDFC C/A - SET - 50100148644251	571293.69
Indian Bank - Alwarpet Branch-A/c.No.413156993	83412.00
Indian Bank - Set - CA/C - 434390359	19203.33
Indian Bank - Sit - CA/C- 434390632	94021.21
IOB-SET-254602000009000	21575.71
IOB-SIT-254602000008888	846295.34
Uco Bank -SET- CC A/c No:156	7711.88
Axis Bank - SB - 909010044660650	860530.87
Indian Bank SB a/c-6563431308	1870372.00
Indian Bank, SB A/C.6334128430	1540.00
Indian Bank SB A/C-6404541518	356870.00
IOB - CHIEF SUPERINTENDENT - 254601000006051	615218.43

IOB - Principal A/c No: 254601000005555	2461502.49
IOB - PRINCIPAL & CONTROLLER - 254601000006377	65379.71
PG Bank- Exam Fees Chief Superintendent (4699)	6454.00
PG Bank - Exam Fees Principal (2472)	16148.00
PG Bank - Principal - 3528	12989.00
Sbi-Grant/Aid A/c NO.11319797286	3565059.00
Cheque in Hand	35000.00
<u>Fixed Deposit</u>	
Bank of Baroda A/c	1000000.00
Indian Bank	500000.00
HDFC Bank	700000.00

----- 2200000.00

31614165.22

K. DEPOSITS AND ADVANCES:

Fees Receivable - 13-14	146800.00
Fees Receivable- 2008-2009	62050.00
Fees Receivable 2009-10	255500.00
Fees Receivable 2010-2011	20000.00
Fees Receivable - 2011-2012	667100.00
Fees Receivable - 2012-2013	251100.00
Fees Receivable - 2014 - 15	1239300.00
Fees Receivable - 2015 - 16	2381950.00
Fees Receivable - 2016 - 17	2275400.00
Fees Receivable - 2017 - 18	37613480.00
Fees Receivable (ME) 2010-2011	52000.00

	44964680.00
Provision For Doubtful Fee Receipts	1056650.00

	43908030.00
E.B.Deposit	1749208.00
Rent Advance-ssm.Rajula	150000.00
Rent Advance- A.Balu	20000.00
Rent Advance- Sindhu Birish	220000.00
Rent Advance- D.Felix Thiagarajan	340000.00

	730000.00
Gas . Cylinder Deposit	19200.00
ICTACT Course Fees	0.00
Indian Oil Corporation Ltd.	37325.00
Prepaid Expenses	1757047.00
Tax Deducted At Source	562154.90
Telephone Deposit	58407.00
Grand Fund Advance	390600.00
Non Teaching Staff - Advance	14718.00
Teaching Staff - Advance	410430.00
Salary Advance	260898.00
Dr.Manimaran	0.00
PMYUVA Entereprenership Fund - MECH	9460.00
S.Sheik Mydeen - Chemistry	15000.00
Entirement Network India Limited	250000.00
Sri Lakshmi and Brothers	47200.00
Exam Grant University	46097.00
Tum Key Events	73840.00
Clairvoyant Software Technologies (P) Ltd.,	65000.00

Daily Thanthi Advertisers	57456.00
Postmaster-Virudhunagar	0.00
A.V.G.Arjunagiri Nadar Sons Madurai	4532.00
Er.K.Michel Raj Madurai	2966000.00
Kalyani Exports - Madurai	0.00
K.Mariappan - Mason Contractor	298000.00
M.K.N.S.Thiyagarajan - Madurai	20000.00
V.Jayandhan - V.Kannan	355000.00
VSG Vel Construction (P) Ltd.,	285000.00
Aakash Media	240000.00
Lawrence & Mayo (India) (P) Ltd.,	21048.00
LG Best Shop	95500.00
PMK Engineering Service	243862.00
World Community Service Centre	50000.00
Mirra Petro Products	80.00
Security Deposit	23955053.00
Service Tax Deposit	64838.00
	<hr/>
	79060983.90

B.OTHER INCOME:

Interest received from Bank	120438.72
Interest from Investment	80945.00
Balances written back	1063066.00
Profit on sale of Asset	1475104.00
Miscellaneous Income	2384331.00
	<hr/>
	5123884.72

C.PAYMENTS AND AMENITIES TO EMPLOYEES:

Salary	151325314.66
Provident Fund Contribution	3727514.00
Staff Welfare	99840.00
	<hr/>
	155152668.66

D.COLLEGE EXPENSES:

Concession	5438400.00
Alumini Association Expenses	223886.00
Building Maintenance Exp.	9590874.00
Central Library Expenses	5530.00
College Admission Expenses	2791434.00
College Development Expenses	3322166.90
College Function Expenses	1365231.00
Computer Expenses	228248.00
Electrical Maintenance Exp	1414669.00
Electricity Charges	8146667.00
Faculty Developement Progr Exp	553453.82
Fire Wall Device	480000.00
Garden Maintanance Work	1757592.00
General Maintenance Expenses	1122450.00
Internet Expenses (Dot-Leasedl)	2405354.00
NBA Works Expenses	703277.00
Network Components	1874604.24
Printing & Stationery Expenses	1616870.35
Property Tax	441748.00

Registration Fee - Allowance	12710.00	
Repairs & Maintenance Expenses	4928884.00	
Research & Development	674848.00	
Science Exhibition-SETT2016-17	59075.00	
Sports Expenses	112886.00	
Student Award	783600.00	
Students Welfare A/C	68233.00	
Sundry Balance Written off	1251637.00	
University Fees	4517005.00	
Workshop Maintenance Expenses	85639.00	
Department Expenses	661208.00	
Exam Fees Expenses		
Exam Fees Expenses - Autonomous	10874126.00	
Exam Fees Expenses - University	728394.00	
	-----	11602520.00

		<u>68240700.31</u>

E.VEHICLE EXPENSES

Tollgate Fees	3307995.00	
Vehicle Maintenance Expenses	24189586.00	
Vehicle Tax (Road Tax)	2636238.00	

	30133819.00	
<u>Add: Petrol Diesel Exp:</u>	16695135.15	

		<u>46828954.15</u>

F.HOSTEL EXPENSES:

Mess Account	19956842.00	
Hostel Maintenance expenses	345789.00	

		<u>20302631.00</u>

F.ADMINISTRATIVE EXPENSES:

Academic Council Meeting Expenses	113985.00	
Advertisement Expenses	7040522.00	
Annual Maintenance Charges	110638.00	
Assets Written off	270738.00	
Audit Fees	345000.00	
Bank Charges	163218.75	
Cellular Charges	292543.48	
Charity Expenses	1201787.00	
College Atonomous Expenses	87823.00	
College Sanitary Expenses	219329.96	
Conveyance Expenses	122778.00	
Governing Council Meeting Expenses	196223.00	
Insurance Charges	4277972.00	
Library Journal Subscription	417430.00	
Membership Fees	115300.00	
Miscellaneous Expenses	995090.00	
Paper & Periodicals Expenses	61255.00	
Placement Expenses	1356640.00	
Postage & Telegrams Expenses	216338.00	
Professional Charges	1722390.00	
Refreshment Expenses	675376.00	
Rent, Rate & Taxes	719315.50	
Result Passing Board Expenses	121173.00	
Software Expenses	789716.00	
Telephone Expenses	329331.00	
Travelling Expenses	3392227.54	
Xerox Machine Maintenance	91639.00	
Loan Processing Charges	1207500.00	
Loan Raising Expenses	4651412.50	
	-----	<u>31304691.73</u>

G.INTEREST AND FINANCE CHARGES:

Finance Charges-HDFC	1956512.31	
Interest	38418937.36	
	-----	<u>40375449.67</u>



– Academic Facilities



– Physical Facilities

Sethu Educational Trust												
Schedule - G												
Fixed Assets												
S NO	DESCRIPTION	Balance as on 01.04.2017	Additions During the year	Deletions During the year	Balance as on 01.04.2018	DEPRECIATION Up to 31.03.2017	Rate of Depreciation	Depreciation withdrawn	Depreciation for the year	Depreciation provided upto 31.03.2018	NET BLOCK AS ON 31.03.2018	NET BLOCK AS ON 31.03.2017
1	Land	1729334.10		0.00	1729334.10	0.00	0.00	0.00	0.00	0.00	1729334.10	1729334.10
2	Building	631879928.19	138423276.00	0.00	770303204.19	149713516.15	0.00	0.00	25975063.00	17588579.15	594614625.04	482166412.04
3	Equipment	202402599.49	27853988.00	3300700.00	226955887.49	167589464.60	0.00	1562762.00	12639641.00	178643343.60	48312543.89	34833134.89
4	Transport	90690287.10	9219404.00	5758844.00	94150847.10	60942743.75	0.00	4625705.00	4260957.00	60577995.75	33572851.35	29747543.35
5	Furniture	41625313.65	5395066.00	0.00	47020379.65	20666299.65	0.00	0.00	1976556.00	22642855.65	24377524.00	20959014.00
		958327462.53	180891734.00	9059544.00	1140159552.53	398892024.15	0.00	6189467.00	44849217.00	437552774.15	702606878.38	569435438.38
6	Assets Acquired out of Capital Grant Equipment	631423.00	2771985.00	70285.00	3333123.00	331128.00	15.00	0.00	1037018.00	1368146.00	1964977.00	300295.00
	Grand Total	968958885.53	183663719.00	9129829.00	1143492775.53	399223152.15		6189467.00	45866235.00	438920920.15	704571855.38	569735733.38

Sethu Educational Trust												
Schedule - G												
Fixed Assets												
S NO	DESCRIPTION	Gross Block TOTAL AS ON 01.04.17	Addition During the year	Deletion During the year	TOTAL AS ON 31.03.18	DEPRECIATION Up to 31.03.2017	Rate of Depreciation	Deletion during the year	For the year	Total 31.03.2018	Net Block AS ON 31.03.18	AS ON 31.03.17
I	Land	1729334.10	0.00	0.00	1729334.10	0.00	0.00	0.00	0.00	0.00	1729334.10	1729334.10
		1729334.10	0.00	0.00	1729334.10	0.00	0.00	0.00	0.00	0.00	1729334.10	1729334.10
II	Building											
1	Additional Class Room	121506327.00	18377273.00	0.00	139883600.00	11908421.00	5.00	0.00	4799069.00	16707490.00	123176110.00	109597906.00
2	Administrative Block	20430860.00	4533500.00	0.00	24964360.00	6368675.00	5.00	0.00	697338.00	7066013.00	17898347.00	14062185.00
3	Amenities Block Construction	13363480.00	6991100.00	0.00	20354580.00	3962548.00	5.00	0.00	614701.00	4577249.00	15777331.00	9400932.00
4	Applied Science Block	20961486.00	5828800.00	0.00	26810286.00	7834480.00	5.00	0.00	715078.00	8549558.00	18260728.00	13147006.00
5	Basketball Court	906376.00	0.00	0.00	906376.00	353244.00	5.00	0.00	20742.00	373986.00	532390.00	553132.00
6	Civil Block - 1 floor Construct	10931944.00	7548200.00	0.00	18480144.00	2458760.00	5.00	0.00	600902.00	3059562.00	15420582.00	8473184.00
7	Civil Block II Nd Floor	7165626.00	8350700.00	0.00	15516326.00	1284281.00	5.00	0.00	533702.00	1817983.00	13698343.00	5881345.00
8	Compound Wall Construction	70079509.00	5355965.00	0.00	75435574.00	6645276.00	5.00	0.00	2579636.00	9224912.00	66210662.00	63434333.00
9	Cow Shed	861490.00	0.00	0.00	861490.00	462370.00	5.00	0.00	27660.00	490030.00	371460.00	399120.00
10	EEE Block Construction	17229073.00	12427000.00	0.00	29656073.00	4892146.00	5.00	0.00	928647.00	5820793.00	23835280.00	12336927.00
11	E & I Block - I Floor Construc	10597482.00	6145910.00	0.00	16743392.00	3603117.00	5.00	0.00	492760.00	4095877.00	12647515.00	6994365.00
12	E&I Block-IInd Floor	6498965.00	6368950.00	0.00	12868415.00	6498956.00	5.00	0.00	458196.00	1108052.00	11760363.00	5848709.00
13	Gents Hostel Building	15632031.40	3006000.00	0.00	18641031.40	8322791.00	5.00	0.00	386934.00	8709725.00	9931306.40	7309240.40
14	Gents Hostel - II Floor Const	11596746.00	0.00	0.00	11596746.00	2623404.00	5.00	0.00	336500.00	2959904.00	8636842.00	8973342.00
15	Hydraulic Lab Building	3521550.00	0.00	0.00	3521550.00	2290687.00	5.00	0.00	46157.00	2336844.00	1184706.00	1230863.00
16	ICE/ECE . Block	41857149.04	2362200.00	0.00	44229349.04	18296197.00	5.00	0.00	972418.00	19270615.00	24958734.04	23589952.04

17	Year Block	6738858.00	3345500.00		10082358.00	3579181.00	5.00	0.00	243869.00	3823050.00	6259308.00	3157677.00
18	Ladies Hostel Building	13225643.50	0.00	0.00	13225643.50	7227907.00	5.00	0.00	224915.00	7452822.00	5772821.50	5997736.50
19	Ladies Hostel - II Floor Const	24338424.00	0.00	0.00	24338424.00	5002579.00	5.00	0.00	725094.00	5727673.00	18610751.00	19335845.00
20	Main Block - Construction	10399379.50	4056029.00	0.00	14455408.50	5581438.00	5.00	0.00	332774.00	5914212.00	8541196.50	4817941.50
21	Main Building	4386404.00	244100.00	0.00	4630504.00	2567092.00	5.00	0.00	77378.00	2644470.00	1986034.00	1819312.00
22	Management Block	1778087.00	3949725.00	0.00	5727812.00	910957.35	5.00	0.00	180632.00	1091589.35	4636222.65	867129.65
23	Mechanical Block	14657775.00	11228684.00	0.00	25886459.00	4530982.00	5.00	0.00	800830.00	5331812.00	20554647.00	10126793.00
24	ME Structural Lab	2043800.00	0.00	0.00	2043800.00	379112.00	5.00	0.00	62426.00	441538.00	1602262.00	1664688.00
25	Misc. Building	507297.00	0.00	0.00	507297.00	429474.00	5.00	0.00	2918.00	432392.00	74905.00	77823.00
26	New Canteen	161177.00	12263417.00	0.00	12424594.00	16118.00	5.00	0.00	930636.00	946754.00	11477840.00	145059.00
27	New Estate Office	3615279.00	0.00	0.00	3615279.00	361528.00	5.00	0.00	122016.00	483544.00	3131735.00	3253751.00
28	Non-Teaching Staff Qtrs.	3713741.00	0.00	0.00	3713741.00	1369373.00	5.00	0.00	87914.00	1457287.00	2256454.00	2344368.00
29	Petrol Bunk	1199174.00	0.00	0.00	1199174.00	432479.00	5.00	0.00	28751.00	461230.00	737944.00	766695.00
30	Physics Lab - New	3084960.00	0.00	0.00	3084960.00	566024.00	5.00	0.00	94460.00	660484.00	2424476.00	2518936.00
31	Play Ground	15376990.00	0.00	0.00	15376990.00	2444878.00	5.00	0.00	484954.00	2929832.00	12447158.00	12932112.00
32	Plumbing & Wells (Motor Pump)	2626059.80	68728.00	0.00	2694787.80	1619162.80	5.00	0.00	80672.00	1699834.80	994953.00	1006897.00
33	Post Graduate Block	31427775.00	9955488.00	0.00	41383263.00	5482270.00	5.00	0.00	1346287.00	6828557.00	34554706.00	25945505.00
34	Post Graduate Block First Fl	73113100.00	4936095.00	0.00	78049195.00	11603855.00	5.00	0.00	4983401.00	16587256.00	61461939.00	61509245.00
35	Production Eng. Block	12410465.00	122000.00	0.00	12532465.00	4588777.00	5.00	0.00	0.00	4588777.00	7943688.00	7821688.00
36	Rest-House Building Const	4213151.00	0.00	0.00	4213151.00	1283895.00	5.00	0.00	109847.00	1393742.00	2819409.00	2929256.00
37	Road (Works) - Kpt : Sit	5495856.00	0.00	0.00	5495856.00	2346044.00	5.00	0.00	118118.00	2464162.00	3031694.00	3149812.00
38	Sewage Treatment Plant Ta	13294802.00	780612.00	0.00	14075414.00	0.00	5.00	0.00	527828.00	527828.00	13547586.00	13294802.00
39	Shed Constructions	3469922.00	0.00	0.00	3469922.00	2968011.00	5.00	0.00	18822.00	2986833.00	483089.00	501911.00
40	Solar Battery New Room	260888.00	0.00	0.00	260888.00	48393.00	5.00	0.00	7969.00	56362.00	204526.00	212495.00
41	Sports Office Building	1966323.00	0.00	0.00	1966323.00	593623.00	5.00	0.00	51476.00	645099.00	1321224.00	1372700.00
42	Store Room Construction	1178621.95	0.00	0.00	1178621.95	441016.00	5.00	0.00	14967.00	455983.00	722638.95	737605.95
43	Transport / Bus Shed	3925027.00	0.00	0.00	3925027.00	1357758.00	5.00	0.00	96273.00	1454031.00	2470996.00	2567269.00
44	Uco Bank A T M - Building	103154.00	0.00	0.00	103154.00	23336.00	5.00	0.00	0.00	23336.00	79818.00	79818.00
45	New Canteen Building		0.00		0.00		5.00		0.00	0.00	0.00	0.00
46	Sintex Security Cabin		173400.00		173400.00		5.00		9496.00	9496.00	163904.00	0.00
		631879928.19	138423276.00	0.00	770303204.19	149713516.15		0.00	25975063.00	175688579.15	594614625.04	482166412.04
III College Equipments												
S NO	DESCRIPTION	TOTAL AS ON 01.04.17	Addition During the year	Deletion During the year	TOTAL AS ON 31.03.18	DEPRECIATION Up to 31.03.2017	Rate of Depreciation	Deletion during the year	For the year	Total 31.03.2018	AS ON 31.03.17	AS ON 31.03.17
1	AIR Compressor	105020.00	0.00	0.00	105020.00	94424.50	15.00	0.00	1192.00	95616.50	9403.50	10595.50
2	AIR Conditioner (A/c)	9224231.00	631518.00	0.00	9855749.00	6126046.00	15.00	0.00	419592.00	6545638.00	3310111.00	3098185.00
3	Applied Science Dept	183440.00	0.00	0.00	183440.00	152462.00	15.00	0.00	0.00	152462.00	30978.00	30978.00
4	Audio & Lighting Systems - s	899215.00	0.00	0.00	899215.00	850007.00	15.00	0.00	5536.00	855543.00	43672.00	49208.00
5	Agricultural Engineering Dept		296532.00	0.00	296532.00		15.00	0.00	33360.00	33360.00	263172.00	0.00
6	Best Water Doctor (Purifier	482500.00	0.00	0.00	482500.00	133894.00	15.00	0.00	39218.00	173112.00	0.00	348606.00
7	Billing Machine	46050.00	0.00	0.00	46050.00	38278.00	15.00	0.00	874.00	39152.00	6898.00	7772.00
8	Binding Machine	7875.00	0.00	0.00	7875.00	7804.00	15.00	0.00	8.00	7812.00	63.00	71.00
9	Biometric Door Access	208034.00	0.00	0.00	208034.00	97643.00	15.00	0.00	12419.00	110062.00	97972.00	110391.00
10	Bio Medical Department		391377.00		391377.00				44030.00	44030.00	347347.00	0.00
11	CAD CAM Lab	1301981.00	0.00	0.00	1301981.00	1301981.00	15.00	0.00	0.00	1301981.00	0.00	0.00
12	Camera	1732072.00	214260.00	0.00	1946332.00	482666.00	60.00	0.00	658650.00	1141316.00	805016.00	1249406.00

13	Charge Indicator	30000.00	0.00	30000.00	29522.00	15.00	54.00	29576.00	424.00	478.00
14	Chemical Engineering Department	1762371.00		1762371.00			198267.00	198267.00	1564104.00	0.00
15	Chemistry Lab	609856.55	0.00	609856.55	557448.55	15.00	0.00	5896.00	563344.55	46512.00
16	Cine Projector	135000.00	0.00	135000.00	132293.00	15.00	0.00	305.00	132598.00	2402.00
17	Civil Dept	7547613.00	666568.00	8214181.00	4819185.00	15.00	0.00	381937.00	5201122.00	3013059.00
18	Communication Lab - English	446930.00	0.00	446930.00	446929.00	60.00	0.00	1.00	446930.00	0.00
19	Computer Printer-NonRecur	7113463.00	6439812.00	13553275.00	5295299.00	60.00	0.00	3716089.00	9011388.00	4541887.00
20	Computers - NonRecurring	57027467.04	4373475.00	61400942.04	55661186.00	60.00	0.00	2582890.00	58244076.00	3156866.04
21	CPD Telephone Billing Mach	53700.00	0.00	53700.00	51534.00	15.00	0.00	244.00	51778.00	1922.00
22	CSE Dept.	218790.00	0.00	218790.00	180946.00	15.00	0.00	4257.00	185203.00	33587.00
23	Currency Counter	124613.00	0.00	124613.00	85680.00	15.00	0.00	4380.00	90060.00	34553.00
24	Cutting Machine	72163.00	0.00	72163.00	20025.00	15.00	0.00	5866.00	25891.00	46272.00
25	ECE-Dept.	9131683.60	98028.00	9229711.60	7192456.60	15.00	0.00	229191.00	7421647.60	1808064.00
26	EEE-Dept.	3604552.25	372750.00	3977302.25	3090895.25	15.00	0.00	99721.00	3190816.25	786686.00
27	E & I Dept	1459176.00	0.00	1459176.00	980105.00	15.00	0.00	53895.00	1034000.00	425176.00
28	Electrical Machines Laborat	1197807.00	0.00	1197807.00	1144305.00	15.00	0.00	6019.00	1150324.00	47483.00
29	Electrification Works - Sit - K	10634664.00	0.00	10634664.00	10082929.00	15.00	0.00	62070.00	10144999.00	489665.00
30	Electronic Equipments	664489.00	7704075.00	8368564.00	222839.00	15.00	0.00	916394.00	1139233.00	7229331.00
31	Electronics Laboratory	1017984.00	0.00	1017984.00	1017982.00	15.00	0.00		1017982.00	2.00
32	EPABX - Telephone System	476930.00	0.00	476930.00	392981.00	15.00	0.00	9444.00	402425.00	74505.00
33	Fake Note Detecting Mach	6500.00	0.00	6500.00	1804.00	15.00	0.00	528.00	2332.00	4168.00
34	Fan	1524591.00	0.00	1524591.00	526072.00	15.00	0.00	112333.00	638405.00	886186.00
35	Fax Machine	54000.00	0.00	54000.00	43099.00	15.00	0.00	1226.00	44325.00	9675.00
36	Fingering Machine	215225.00	0.00	215225.00	130946.00	15.00	0.00	9481.00	140427.00	74798.00
37	Fire Safety Equipments	317649.00	0.00	317649.00	189052.00	15.00	0.00	14467.00	203519.00	114130.00
38	Fire Wall Device		0.00	0.00					0.00	0.00
39	Foundry	85609.00	0.00	85609.00	85178.00	15.00	0.00	48.00	85226.00	383.00
40	Generator (Sl.No.)	3194690.00	0.00	3194690.00	2805046.00	15.00	0.00	43835.00	2848881.00	345809.00
41	Hostel Vessels	4344757.00	0.00	4344757.00	3183292.00	15.00	0.00	130665.00	3313957.00	1030800.00
42	Hydraulic Laboratory	619802.00	0.00	619802.00	615962.00	10.00	0.00	288.00	616250.00	3552.00
43	ICE - Dept	2997291.36	0.00	2997291.36	2701420.80	15.00	0.00	33285.00	2734705.80	262585.56
44	ID Card Printer	623272.00	0.00	623272.00	328743.00	15.00	0.00	33135.00	361878.00	261394.00
45	Interior Decorations	5122814.00	0.00	5122814.00	2945158.40	15.00	0.00	244986.00	3190144.40	1932669.60
46	IT - Dept	2677896.00	0.00	2677896.00	2540832.25	15.00	0.00	15420.00	2556252.25	121643.75
47	Lathe / Workshop	1184462.61	0.00	1184462.61	1176494.61	15.00	0.00	896.00	1177390.61	7072.00
48	Lod Projector	2164165.00	0.00	2164165.00	1575598.00	15.00	0.00	66214.00	1641812.00	522353.00
49	Led Street Lights	1370519.00	0.00	1370519.00	380319.00	15.00	0.00	111398.00	491717.00	878802.00
50	Library Text Books	15575024.19	0.00	15575024.19	12758036.75	15.00	0.00	316911.00	13074947.75	2500076.44
51	LIC Lab	208717.00	0.00	208717.00	207179.00	15.00	0.00	173.00	207352.00	1365.00
52	Lightning Arresster	3063034.00	212940.00	3275974.00	1948776.00	15.00		149310.00	2098086.00	1177888.00
53	Measurement & Control Lab	97798.00	0.00	97798.00	96018.50	15.00	0.00	200.00	96218.50	1579.50
54	Mechanical Dept	5306861.00	97000.00	5403861.00	4225770.00	15.00	0.00	132535.00	4358305.00	1045556.00
55	ME PED Department	358323.00	0.00	358323.00	171275.00	60.00	0.00	84172.00	255447.00	102876.00
56	Metallurgy Lab	97120.00	0.00	97120.00	96467.00	60.00	0.00	294.00	96761.00	359.00
57	Micro Processor Lab	231138.00	0.00	231138.00	231138.00	15.00	0.00		231138.00	0.00
58	Mineral Plant	410038.00	0.00	410038.00	390433.00	15.00	0.00	2206.00	392639.00	17399.00
59	Mixer Machine	185000.00	0.00	185000.00	154445.00	15.00	0.00	3437.00	157882.00	27118.00
60	MULTIGYM 12 STATION (I	312933.00	0.00	312933.00	86839.00	60.00	0.00	101742.00	188581.00	124352.00
61	Multimedia Lab	312160.00	0.00	312160.00	312159.00	15.00	0.00	1.00	312160.00	0.00
62	Pest o'Flash	35748.00	0.00	35748.00	34656.50	15.00	0.00	123.00	34779.50	968.50

63	Physics Department	194665.00	0.00		194665.00	89130.00	10.00	0.00	7915.00	97045.00	97620.00	105533.00
64	Physics Lab	629392.50	0.00	0.00	629392.50	551165.50	10.00	0.00	5867.00	557032.50	72360.00	78227.00
65	Printers	42200.00	0.00	42200.00	0.00	35448.00	15.00	0.00	0.00	35448.00	-35448.00	6752.00
66	Production Engg. Dept.	2981981.00	0.00	0.00	2981981.00	2779971.00	15.00	0.00	618503.00	3398474.00	-416493.00	202010.00
67	Roneo Machine	35725.00	0.00	0.00	35725.00	35299.00	15.00	0.00	48.00	35347.00	378.00	426.00
68	Safety Locker	59700.00	0.00	0.00	59700.00	20531.00	10.00	0.00	2938.00	23469.00	36231.00	39169.00
69	Safety Rack - Optimiser	478201.00	0.00	0.00	478201.00	164453.00	15.00	0.00	35297.00	199750.00	278451.00	313748.00
70	Smart Board	325500.00	0.00	0.00	325500.00	90326.00	15.00	0.00	26457.00	116783.00	208717.00	235174.00
71	Solar System	8666098.00	491750.00	3248500.00	5909348.00	4486161.00	15.00	1552762.00	160109.00	3093508.00	2815840.00	4179937.00
72	Solar Water Heater	292816.00	0.00	0.00	292816.00	244453.00	15.00	0.00	5441.00	249894.00	42922.00	48363.00
73	Stainless Steel Water Tank	88256.00	0.00	0.00	88256.00	69935.00	15.00	0.00	2061.00	71996.00	16260.00	18321.00
74	Strength Of Material Lab	394477.00	0.00	0.00	394477.00	392211.00	15.00	0.00	255.00	392466.00	2011.00	2266.00
75	Suggestion Box - Biometric	36450.00	0.00	0.00	36450.00	10115.00	15.00	0.00	11851.00	21966.00	14484.00	26335.00
76	Television	354890.00	0.00	0.00	354890.00	238461.00	15.00	0.00	13098.00	251559.00	103331.00	116429.00
77	Thermal Lab	888193.50	0.00	0.00	888193.50	881293.50	15.00	0.00	776.00	882069.50	6124.00	6900.00
78	Token Calling System	35175.00	0.00	0.00	35175.00	12489.00	15.00	0.00	2552.00	15041.00	20134.00	22686.00
79	Transformer Yard	3427043.00	0.00	0.00	3427043.00	3108650.00	15.00	0.00	35819.00	3144469.00	282574.00	318393.00
80	Type Writer	18500.00	0.00	0.00	18500.00	18328.00	15.00	0.00	19.00	18347.00	153.00	172.00
81	Uninterrupted Power System	1221222.00	3768631.00	0.00	15980853.00	11763948.00	15.00	0.00	474402.00	12238350.00	3742503.00	448274.00
82	VCR	10000.00	0.00	10000.00	0.00	10000.00	15.00	10000.00		0.00	0.00	0.00
83	Vending Machine- Canteen	25200.00	0.00	0.00	25200.00	21038.00	15.00	0.00	468.00	21506.00	3694.00	4162.00
84	Water Coolers	201900.00	0.00	0.00	201900.00	200185.00	15.00	0.00	193.00	200378.00	1522.00	1715.00
85	Water Heater	15848.00	0.00	0.00	15848.00	15477.00	15.00	0.00	42.00	15519.00	329.00	371.00
86	Welding Machine	84000.00	0.00	0.00	84000.00	40152.00	15.00	0.00	4933.00	45085.00	38915.00	43848.00
87	Wi - Fi Devise	482169.00	332901.00	0.00	815070.00	177142.00	15.00	0.00	71767.00	248909.00	566161.00	305027.00
88	Workshop & Engineering	329350.29	0.00	0.00	329350.29	300754.29	15.00	0.00	3217.00	303971.29	25379.00	28596.00
89	Xerox Machine/Photocopier	1638210.60	0.00	0.00	1638210.60	1180392.60	15.00	0.00	51505.00	1231897.60	406313.00	457818.00
		202402599.49	27853988.00	3300700.00	226955887.49	167569464.60	0.00	1562762.00	12636641.00	178643343.60	48312543.89	34833134.89
	IV Vehicles											
	a) Buses											
S NO	DESCRIPTION	TOTAL AS ON 01.04.17	Addition During the year	Deletion During the year	TOTAL AS ON 31.03.18	DEPRECIATION Up to 31.03.2017	Rate of Depreciation	Deletion during the year	For the year	Total 31.03.2018	AS ON 31.03.18	AS ON 31.03.17
1	TN 25 D 8074-Bus (N	553600.00	0.00	0.00	553600.00	544446.00	15.00	0.00	1030.00	545476.00	8124.00	9154.00
2	TN 25 E 9009	590000.00	0.00	590000.00	0.00	576992.00	15.00	576992.00	0.00	0.00	0.00	13008.00
3	TN 27 D 7557- Bus (N	350000.00	0.00	0.00	350000.00	346745.00	15.00	0.00	366.00	347111.00	2889.00	3255.00
4	TN 27 J 6466 - Bus	510000.00	0.00	510000.00	0.00	501566.00	15.00	501566.00	0.00	0.00	0.00	8434.00
5	TN 27 S 2656 - Bus (N	535000.00	143205.00	678205.00	0.00	523205.00	15.00	523205.00	0.00	0.00	0.00	11795.00
6	TN 27 U 9391- Bus	300000.00	151280.00	451280.00	0.00	296280.00	15.00	296280.00	0.00	0.00	0.00	3720.00
7	TN 27 W 2787- Bus	475000.00	144527.00	619527.00	0.00	464527.00	15.00	464527.00	0.00	0.00	0.00	10473.00
8	TN 27 W 3366 - Bus (N	498000.00	0.00	0.00	498000.00	489765.00	15.00	0.00	926.00	490691.00	7309.00	8235.00
9	TN 29-E-5677- Bus (N	1260000.00	0.00	0.00	1260000.00	854581.00	15.00	0.00	45610.00	900191.00	359809.00	405419.00
10	TN 29 J 4488- Bus (N	300000.00	0.00	300000.00	0.00	296280.00	15.00	296280.00	0.00	0.00	0.00	3720.00
11	TN 30-J-3333- Bus (N	650000.00	0.00	0.00	650000.00	630891.00	15.00	0.00	2150.00	633041.00	16959.00	19109.00
12	TN 31 A 6777- Bus (N	250000.00	0.00	0.00	250000.00	247676.00	15.00	0.00	261.00	247937.00	2063.00	2324.00
13	TN 33 D 6192 Bus (N	960000.00	0.00	0.00	960000.00	588177.00	15.00	0.00	41830.00	630007.00	329993.00	371823.00

14	TN 33-H-0633- Bus (N	300000.00	152209.00	45220.00	0.00	297209.00	15.00	297209.00	0.00	0.00	0.00	2791.00
15	TN 33-W-2266- Bus (N	250000.00	0.00	250000.00	0.00	247676.00	15.00	247676.00	0.00	0.00	0.00	2324.00
16	TN 37-K-3366- Bus (N	850000.00	0.00	0.00	850000.00	479779.00	15.00	0.00	41650.00	521429.00	328571.00	370221.00
17	TN 42 Y 3099 - BUS	1030801.00	0.00	0.00	1030801.00	397760.00	15.00	0.00	71217.00	468977.00	561824.00	633041.00
18	TN 59-M-7007- Bus (N	817813.00	0.00	0.00	817813.00	813534.00	15.00	0.00	481.00	814015.00	3798.00	4279.00
19	TN 59-Q-7007- Bus (N	817302.00	0.00	0.00	817302.00	813027.00	15.00	0.00	481.00	813508.00	3794.00	4275.00
20	TN 63 AZ 1339 - Bus	956900.00	0.00	0.00	956900.00	369244.00	15.00	0.00	66111.00	435355.00	521545.00	587656.00
21	TN 63 AZ 1616	1022100.00	0.00	0.00	1022100.00	394403.00	15.00	0.00	70616.00	465019.00	557081.00	627697.00
22	TN 63 Q 7277 - Bus	929860.00	0.00	0.00	929860.00	358810.00	15.00	0.00	64243.00	423053.00	506807.00	571050.00
23	TN-63-Z-9099- Bus (N	329000.00	0.00	0.00	329000.00	324920.00	15.00	0.00	459.00	325379.00	3621.00	4080.00
24	TN-67 AA 0667 (Bus N	1443001.00	0.00	0.00	1443001.00	1264251.00	15.00	0.00	20109.00	1284360.00	158641.00	178750.00
25	TN-67 AA 0672 (Bus N	1433000.00	0.00	0.00	1433000.00	1255487.00	15.00	0.00	19970.00	1275457.00	157543.00	177513.00
26	TN-67 AA 0706 (Bus N	1433000.00	0.00	0.00	1433000.00	1255487.00	15.00	0.00	19970.00	1275457.00	157543.00	177513.00
27	TN-67 AA 0725 (Bus N	1443001.00	0.00	0.00	1443001.00	1264251.00	15.00	0.00	20109.00	1284360.00	158641.00	178750.00
28	TN-67 AA 0885 (Bus N	1433000.00	0.00	0.00	1433000.00	1255487.00	15.00	0.00	19970.00	1275457.00	157543.00	177513.00
29	TN-67 AA 2121 (Bus N	1385000.00	0.00	0.00	1385000.00	1156245.00	15.00	0.00	25735.00	1181980.00	203020.00	228755.00
30	TN-67 AA 9912 (Bus N	1400002.00	0.00	0.00	1400002.00	1168769.00	15.00	0.00	26014.00	1194783.00	205219.00	231233.00
31	TN-67 AA 9923 (Bus N	1415000.00	0.00	0.00	1415000.00	1181290.00	15.00	0.00	26292.00	1207582.00	207418.00	233710.00
32	TN-67 AA 9927 (Bus N	1400002.00	0.00	0.00	1400002.00	1168769.00	15.00	0.00	26014.00	1194783.00	205219.00	231233.00
33	TN-67 AB 0040 (Bus N	1385000.00	0.00	0.00	1385000.00	1156245.00	15.00	0.00	25735.00	1181980.00	203020.00	228755.00
34	TN-67 AB 4837 (Bus N	1383500.00	0.00	0.00	1383500.00	1154993.00	15.00	0.00	25707.00	1180700.00	202800.00	228507.00
35	TN-67 AB 4856 (Bus N	1383500.00	0.00	0.00	1383500.00	1154993.00	15.00	0.00	25707.00	1180700.00	202800.00	228507.00
36	TN-67 AB 4867 (Bus N	1383500.00	0.00	0.00	1383500.00	1154993.00	15.00	0.00	25707.00	1180700.00	202800.00	228507.00
37	Tn67 Ac 1436 - Bus N	1479000.00	0.00	0.00	1479000.00	1153293.00	15.00	0.00	36642.00	1189935.00	289065.00	325707.00
38	Tn 67 Ac 1450 - Bus N	1486300.00	0.00	0.00	1486300.00	1158985.00	15.00	0.00	36823.00	1195808.00	290492.00	327315.00
39	Tn 67 Ac 1476 - Bus N	1486300.00	0.00	0.00	1486300.00	1158985.00	15.00	0.00	36823.00	1180700.00	202800.00	228507.00
40	Tn 67 Ac 2128 - Bus N	1486302.00	0.00	0.00	1486302.00	1158987.00	15.00	0.00	36823.00	1195810.00	290492.00	327315.00
41	Tn 67 Ac 2215 - Bus N	1486302.00	0.00	0.00	1486302.00	1158987.00	15.00	0.00	36823.00	1195810.00	290492.00	327315.00
42	TN 67 AE 0921 (Bus N	1743450.00	0.00	0.00	1743450.00	1231524.00	15.00	0.00	57592.00	1289116.00	454334.00	511926.00
43	TN 67 AE 0937 (Bus N	1747900.00	0.00	0.00	1747900.00	1234667.00	15.00	0.00	57739.00	1292406.00	455494.00	513233.00
44	TN 67AH-2131- Bus N	1915392.00	0.00	0.00	1915392.00	1065523.00	15.00	0.00	95610.00	1161133.00	754259.00	849869.00
45	TN 67AH-2154- Bus N	1573402.00	0.00	0.00	1573402.00	875275.00	15.00	0.00	78539.00	953814.00	619588.00	698127.00
46	TN 67AH-2596- Bus N	1930392.00	0.00	0.00	1930392.00	1073867.00	15.00	0.00	96359.00	1170226.00	760166.00	856525.00
47	TN 67AH-3687- Bus N	1935719.00	0.00	0.00	1935719.00	1076831.00	15.00	0.00	96625.00	1173456.00	762263.00	858888.00
48	TN 67AH-4357-Bus N	1589676.00	0.00	0.00	1589676.00	884328.00	15.00	0.00	79352.00	963680.00	625996.00	705348.00
49	TN 67AH-5758- Bus N	1601226.00	0.00	0.00	1601226.00	890754.00	15.00	0.00	79928.00	970682.00	630544.00	710472.00
50	TN 67AH-5761- Bus N	1601226.00	0.00	0.00	1601226.00	890754.00	15.00	0.00	79928.00	970682.00	630544.00	710472.00
51	TN 67 BA 0789 - Bus N	2407557.42	0.00	0.00	2407557.42	929017.00	15.00	0.00	166336.00	1095353.00	1312204.42	1478540.42
52	TN 67 BA 9774 - Bus N	2255698.93	0.00	0.00	2255698.93	870418.00	15.00	0.00	155844.00	1026262.00	1229436.93	1385280.93
53	TN 67 BA 9817 - Bus N	2252548.93	0.00	0.00	2252548.93	869202.00	15.00	0.00	155627.00	1024829.00	1227719.93	1383346.93
54	TN 67 BB 0131 - Bus N	2408906.22	0.00	0.00	2408906.22	929537.00	15.00	0.00	166429.00	1095966.00	1312940.22	1479369.22
55	TN 67 AD 9257	1100000.00	1100000.00	1100000.00	1100000.00		15.00	0.00	123750.00	123750.00	976250.00	0.00
56	TN 67 AD 9281	1100000.00	1100000.00	1100000.00	1100000.00		15.00	0.00	123750.00	123750.00	976250.00	0.00
56	TN 67 AF 9416	800000.00	800000.00	800000.00	800000.00		15.00	0.00	90000.00	90000.00	710000.00	0.00
b) Cars												
1	TN 59-H-4153(Mahend	0.00	0.00		0.00	0.00	0.00		0.00	0.00	0.00	0.00
2	TN 67 AB 0984 - Tata	282219.00	0.00	0.00	282219.00	205317.00	15.00		8651.00	213968.00	68251.00	76902.00
3	TN-67 AC 7007 - Bole	627793.00	0.00	0.00	627793.00	456725.00	15.00		19245.00	475970.00	151823.00	171068.00
4	TN-67 AD 7000 - Scorpio	500000.00	500000.00	500000.00	500000.00		15.00		56250.00	56250.00	443750.00	0.00
5	TN-67 AD 7007 - Bole	623293.00	0.00	0.00	623293.00	453451.00	15.00		19107.00	472558.00	150735.00	169842.00

6	TN-67 AF 7000 - Endeavour		1000000.00			1000000.00		15.00		112500.00	112500.00	887500.00	0.00
7	TN-67 AH 7000 - Tavera		500000.00			500000.00		15.00		56250.00	56250.00	443750.00	0.00
8	TN-67 AK 7000 - Scorpio		500000.00			500000.00		15.00		56250.00	56250.00	443750.00	0.00
9	TN-67 AP 7000 - Xylo		600000.00			600000.00		15.00		67500.00	67500.00	532500.00	0.00
10	TN-67 AQ 7007 - Sumo Gold		450000.00			450000.00		15.00		50625.00	50625.00	399375.00	0.00
11	TN-67 AR 7007 - Bolero		450000.00			450000.00		15.00		50625.00	50625.00	399375.00	0.00
12	TN 67 BA 3843 - Bole	681203.00	0.00	0.00	681203.00	325611.00	15.00		40004.00	365615.00	315588.00	355592.00	
13	TN-67-D 9073 (Ambul	276037.00	0.00	0.00	276037.00	255087.00	15.00		2357.00	257444.00	18593.00	20950.00	
14	TN 67 BK 7000 Mahindra XUV		1571161.00			1571161.00			176756.00	176756.00	1394405.00	0.00	
15	TN- 67 AA 2196 Eiche	790000.00	57022.00	847022.00	0.00	607022.00	15.00	607022.00	0.00	0.00	0.00	182978.00	
16	TN 67 AA 2226 Eiche	1060601.00	0.00	1060601.00	0.00	814948.00	15.00	814948.00	0.00	0.00	0.00	245653.00	
17	TN 67 AB 0758 - Swar	1071800.00	0.00	0.00	1071800.00	779744.00	15.00		32856.00	812600.00	259200.00	292056.00	
18	TN 67 AB 0770 - Swar	1071800.00	0.00	0.00	1071800.00	779744.00	15.00		32856.00	812600.00	259200.00	292056.00	
19	TN 67 AB 0776 - Swar	1071800.00	0.00	0.00	1071800.00	779744.00	15.00		32856.00	812600.00	259200.00	292056.00	
20	TN 67-AC-3533-Swara	1109424.00	0.00	0.00	1109424.00	753769.00	15.00		40011.00	793780.00	315644.00	355655.00	
21	TN 67-AC-5161-Swara	1109424.00	0.00	0.00	1109424.00	753769.00	15.00		40011.00	793780.00	315644.00	355655.00	
22	TN 67 AD 9236 (Temp	910038.00	0.00	0.00	910038.00	566818.00	15.00		38612.00	605430.00	304608.00	343220.00	
23	TN 67 AD 9248 (Temp	910038.00	0.00	0.00	910038.00	566818.00	15.00		38612.00	605430.00	304608.00	343220.00	
24	TN 67 AE 2557 - Mazd	1250000.00	0.00	0.00	1250000.00	778563.00	15.00		53037.00	831600.00	418400.00	471437.00	
25	TN 67 AE 2886 - Mazd	1250000.00	0.00	0.00	1250000.00	778563.00	15.00		53037.00	831600.00	418400.00	471437.00	
26	TN 67 AE 3633 - Mazd	1250000.00	0.00	0.00	1250000.00	778563.00	15.00		53037.00	831600.00	418400.00	471437.00	
27	TN 67 BA 4084 - Mahi	1566652.00	0.00	0.00	1566652.00	748850.00	15.00		92003.00	840853.00	725799.00	817802.00	
28	TN 67 Ba 4095 - Eiche	1603184.00	0.00	0.00	1603184.00	766312.00	15.00		94148.00	860460.00	742724.00	836872.00	
29	TN 67 BA 4097 - Mahi	1566652.00	0.00	0.00	1566652.00	748850.00	15.00		92003.00	840853.00	725799.00	817802.00	
30	TN 67 BA 4124 - Eiche	1603184.00	0.00	0.00	1603184.00	766312.00	15.00		94148.00	860460.00	742724.00	836872.00	
31	TN 67 BA 8896 - Tippe	977663.60	0.00	0.00	977663.60	377256.00	15.00		67546.00	444802.00	532861.60	600407.60	
32	TN-67-P-7007 (Tempo	569918.00	0.00	0.00	569918.00	515850.00	15.00		6083.00	521933.00	47985.00	54068.00	
	c) Others												
1	TVS Champ	13055.00	0.00	0.00	13055.00	54439.00	15.00	0.00	0.00	54439.00	-41384.00	-41384.00	
2	Tri cycle	54976.00	0.00	0.00	54976.00	12651.75	15.00	0.00	4761.00	17412.75	37563.25	42324.25	
3	JCB Excavator	2146352.00	0.00	0.00	2146352.00	1458280.00	15.00	0.00	77408.00	1535688.00	610664.00	688072.00	
		90690287.10	9219404.00	5758844.00	94150847.10	60942743.75		4625705.00	4260957.00	60577995.75	33572851.35	29747543.35	
S NO	DESCRIPTION	TOTAL AS ON 01.04.17	Addition During the year	Deletion During the year	TOTAL AS ON 31.03.18	DEPRECIATION Up to 31.03.2017	Rate of Depreciation	Deletion during the year	For the year	Total 31.03.2018	AS ON 31.03.18	AS ON 31.03.17	
	V) Furnitures												
1	Furniture & Fittings	40623364.65	5395066.00	0.00	46018430.65	20090169.65	10.00	0.00	1944620.00	22034789.65	23983641.00	20533195.00	
2	Hostel Furniture	1001949.00	0.00	0.00	1001949.00	576130.00	10.00	0.00	31936.00	608066.00	393883.00	425819.00	
		41625313.65	5395066.00	0.00	47020379.65	20666299.65			1976556.00	16782901.00	30237478.65	20959014.00	

S NO	DESCRIPTION	TOTAL AS ON 01.04.17	Addition During the year	Deletion During the year	TOTAL AS ON 31.03.18	DEPRECIATION Up to 31.03.2017	Rate of Depreciation	Deletion during the year	of the year	Total 31.03.2018	AS ON 31.03.18	AS ON 31.03.17
	VI) Grant Assets											
1	SERB Sonicator	356171.00	0.00	0.00	356171.00	267128.00	15.00		89043.00	356171.00	0.00	89043.00
2	SERB Printer	18000.00	0.00	0.00	18000.00	18000.00	15.00		0.00	18000.00	0.00	0.00
3	DST SERB-Air Conditioner	34000.00	0.00	0.00	34000.00	34000.00	15.00		0.00	34000.00	0.00	0.00
4	SERB/SB/FTP-Printer	16000.00	0.00	0.00	16000.00	12000.00	15.00		4000.00	16000.00	0.00	4000.00
5	Camera - Grant Assets EEE SERI		892500.00	0.00	892500.00				297500.00	297500.00	595000.00	0.00
6	Computer&Printer SERB Physis		46650.00	0.00	46650.00				11662.00	11662.00	34988.00	0.00
7	Dipcoating Unit Grant Asset SERB Physics		441000.00	0.00	441000.00				110250.00	110250.00	330750.00	0.00
8	Emissioner Grant Assets SERB Physis		475067.00	0.00	475067.00				118767.00	118767.00	356300.00	0.00
9	Furniture Grant Assets Maths		39016.00	0.00	39016.00				19508.00	19508.00	19508.00	0.00
10	Solar Panel Grant Asset EEE SERI		704672.00	0.00	704672.00				234891.00	234891.00	469781.00	0.00
11	Magnetic Stirrer - Grant Assets SERB Physics		28910.00	0.00	28910.00				7227.00	7227.00	21683.00	0.00
12	Maple Software	101877.00	67920.00	33960.00	135837.00	0.00	15.00		67920.00	67920.00	67917.00	101877.00
13	MMNC-SERB Grant - COM	52500.00	35000.00	17500.00	70000.00	0.00	15.00		35000.00	35000.00	35000.00	52500.00
14	MMNC-SERB Grant - Lap to	19125.00	12750.00	6375.00	25500.00	0.00	15.00		12750.00	12750.00	12750.00	19125.00
15	DRDO-EEE-Printer	7200.00	10800.00	3600.00	14400.00	0.00	15.00		10800.00	10800.00	3600.00	7200.00
16	MMNC-SERB Grant - UPS &	26550.00	17700.00	8850.00	35400.00	0.00	15.00		17700.00	17700.00	17700.00	26550.00
		631423.00	2771985.00	70285.00	333123.00	331128.00		0.00	1037018.00	1368146.00	1964977.00	300295.00